

Migrants

in the Czech Republic

Patrik Janka
(3.BZL)

Iveta Černá, Monika Prchalová, Kristýna Němcová

Contents

Immigrants in the Czech Republic	1
Oddíl 1.01 MIGRATION AND EVERYTHING ABOUT IT	3
Oddíl 1.02 REASONS FOR MIGRATION.....	4
Oddíl 1.03 WHO, WHERE AND HOW MANY PEOPLE MIGRATE	5
Oddíl 1.04 IMMIGRANTS IN THE CZECH REPUBLIC	6
(a) Nationalites of immigrants in the Czech Republic.....	9
• UKRAINIANS in the Czech Republic:	10
• VIETNAMESE in the Czech Republic:	11
Oddíl 1.05 ROMANIES	12
(a) History	12
(b) Romanies in the world.....	13
(c) Romanies in the Czech Republic.....	14
(d) Coexistence of Romanies and the Czechs	16
Oddíl 1.06 USED RESOURCES:	18

*The numbers of immigrants in the world are rising.
However, their integration is a long-term process which should be encouraged by citizens of
the EU.*

*Whether immigrants are a burden or a benefit for us, it depends on the point of view of each
of us. However, everybody should realize that migrants are people just like us, so they deserve
our attention, respect and good treatment.*



(The toleration is very important)

Migration

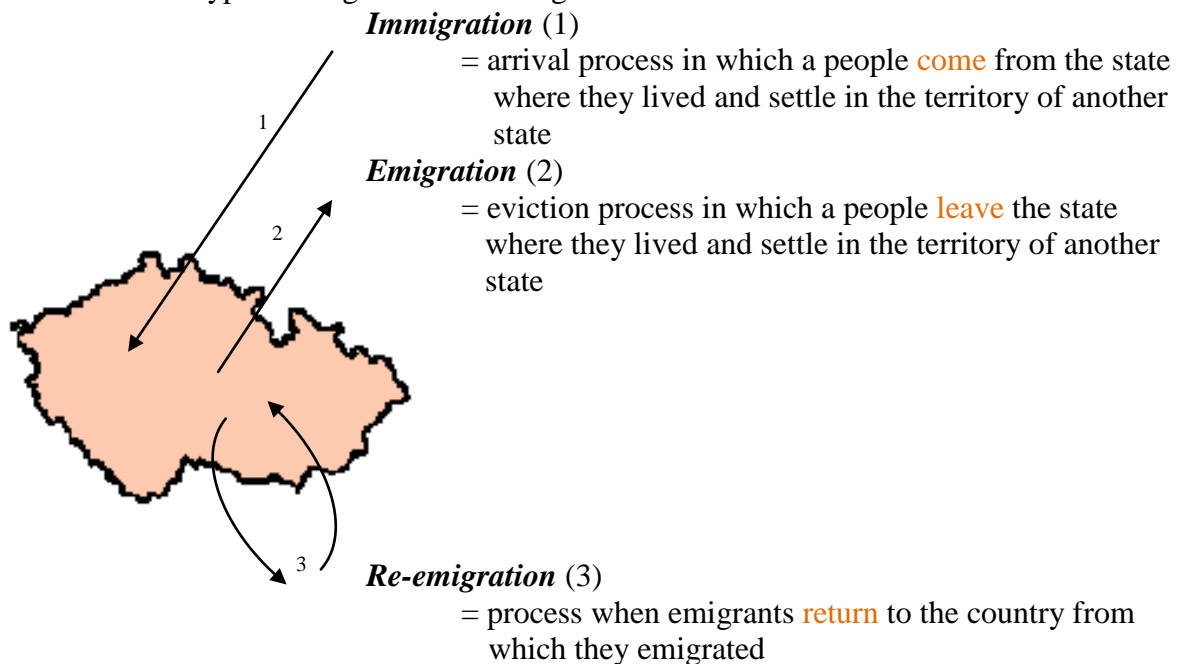
= the process of moving people across a borders, coupled with a change of residence for variable-length time

- proceeds either on *migrants* * own initiative or it is also involuntary (expulsion or for protection)

- migration can be:

- individual
- collective
- public

- there are three types of migration according to the direction:



- the migration is measured **demographically**, which notes:

1) The gross migration

= volume of migration

- total arrivals from a particular territorial unit for a certain period

2) The net migration

= migration gain

- difference between the number of immigrants and emigrants

- **sociology** or **cultural and social anthropology** focuses on the motives, effects and impact of migration on the lifestyle, social structure and kinship relationships

* *migrant*

= every person who crosses the internationally recognized borders and remains in another country for more than a year (as defined by UN)

Oddíl 1.02 REASONS FOR MIGRATION

It is estimated that at the international level every year for **work and better life** move more than **200 millions people**. Of which around 30-40 millions are illegal immigrants.

Migration is the highest in areas of the world where are internal **economic, political, ethnic and international conflicts and poverty**. Such countries are Afghanistan, Palestine, many African countries (Somalia, Sudan), Iraq, Vietnam and others.

Voluntary migrations which are economically motivated are prevailing. Nevertheless, there are still a lot of political refugees and people who apply for an asylum. In the year 2002 there were about **15 millions refugees and asylum seekers** round the world. Now it is very difficult to get an asylum in developed countries, because the asylum policy is based on a very thorough examination of the facts of emigration. Economic grounds and poverty are generally not recognized as a reason for granting an asylum. The result of the stricter asylum policy is having been the decreasing number of asylum seekers in the EU in recent years

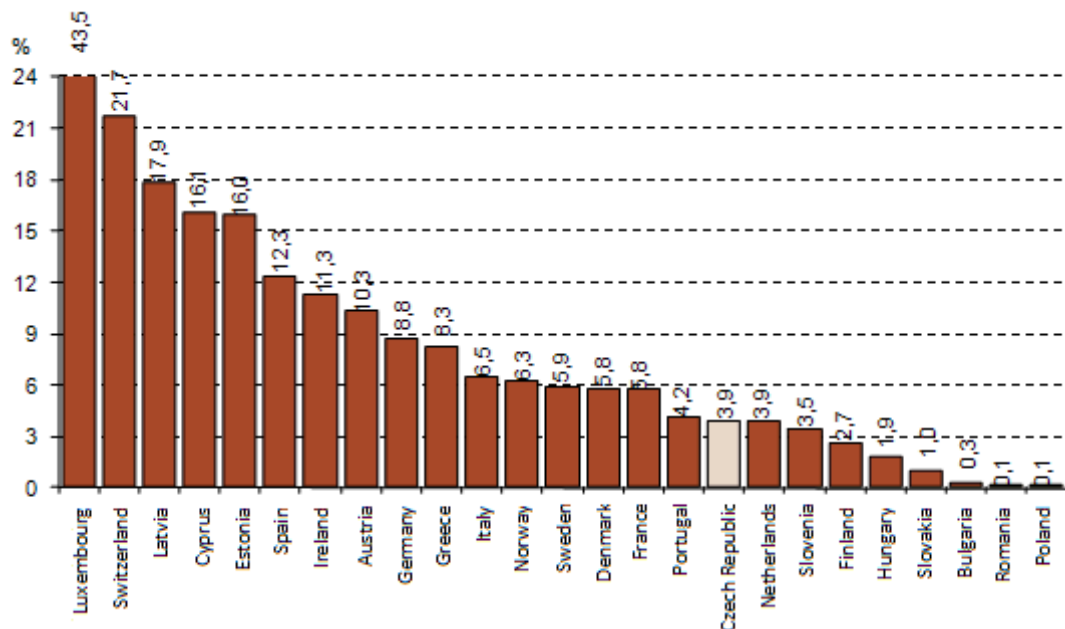


(Immigrants often originate from countries where the standard of living is low and their culture is different.)

Oddíl 1.03 WHO, WHERE AND HOW MANY PEOPLE MIGRATE

It is estimated, that today 150 - 200 millions people live outside of their homeland - outside the country where they were born or they have any other citizenship. (Martin 1994; Martin a Widgren, 1996; Champion, 1994; International, 2001; sopemi, 2008). Their placement is different, but roughly half of the global migrant community can be found in developed countries, the second half in the developing countries, where immigrants are a significant part of population. In the traditional immigration countries like Australia the percentage of immigrants is 24%, in Canada 17%, in Sweden 12% and in the USA 10 %. These and many other advanced industrial countries with negative demographic development regard on immigration as one possible solution to the aging population. Many countries (with active immigrations politics) are trying to get especially high-skilled workers who are in the labor market demand.

Share of foreigners in the population: selected European countries (1st January 2009):



Seven richest countries in the world - Germany, France, Great Britain, Italy, Japan, Canada and USA have got in their territories perhaps **one-third of the world's population of immigrants**. In western Europe at the end of 90's 20th century there were more than 20 millions of immigrants (Salt, 2000). The growth dynamics of this population is great. By the year 1996 accumulated each year 2 - 4 millions migrants (Martin a Widgren, 1996), currently it is even more.

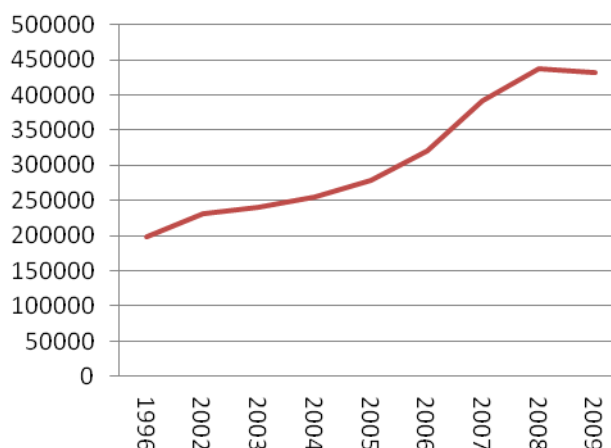
"It is estimated, that in 2050 every 7th citizen will be a migrant or a child of migrants"

Oddíl 1.04 IMMIGRANTS IN THE CZECH REPUBLIC

The Czech Republic belongs to countries with a high rise of migration. In the years 1996 - 2006 the number of migrants grew ten times. (International Migration Outlook: Sopemi – 2008 Edition, Social Issues/Migration/Health 2008, vol. 2008, no. 14 408 – 426 Recent Changes in Migration Movements and Policies: Czech Republic)

The numbers of immigrants in the years 1996 - 2009 in the Czech Republic:

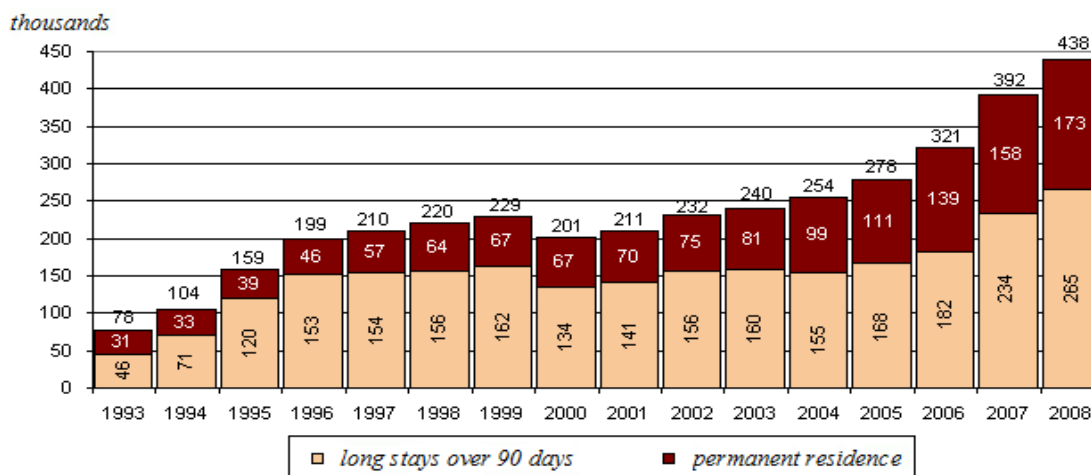
year	the numbers of immigrants
1996	199 151
2002	231 608
2003	240 421
2004	254 294
2005	278 312
2006	321 456
2007	392 315
2008	437 565
2009	432 503



The statistics which are periodically conducted by the Czech Statistical Office show that since 2000 the number of foreigners legally residing in this country doubled, to approximately four hundred thousand. Foreigners to make up more than 4% of the total population of the Czech Republic, which has got 10,526,685 people (CSO 2009).

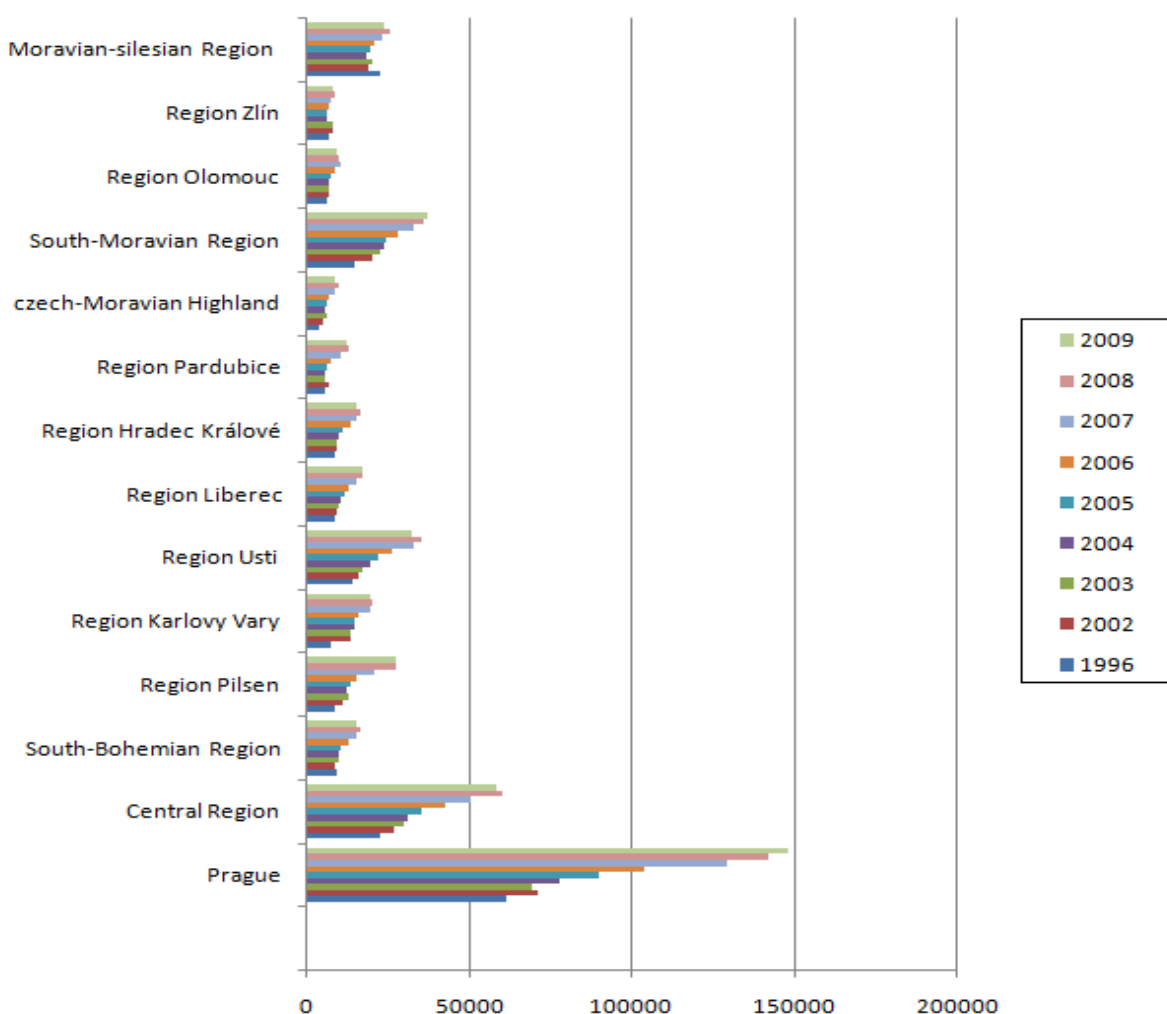
It is estimated, that the total number of foreigners in the Czech Republic is about 50% more, because the statistics are counted only legal immigrants.

Foreigners with permanent residence and long stays over 90 days in the Czech Republic (CSO 2008, Source: ŘS CPP MV ČR):

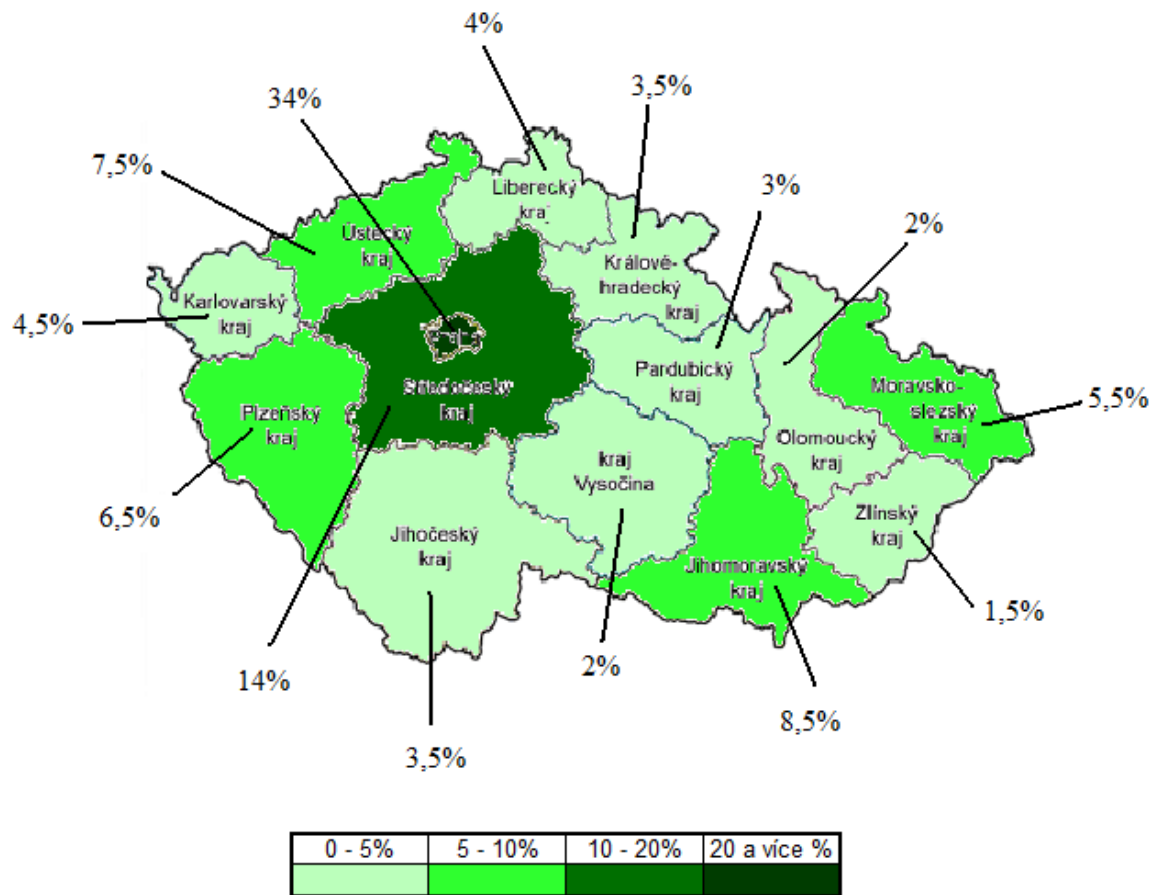


The numbers of immigrants in the regions of Czech Republic in the years 1996 - 2009:

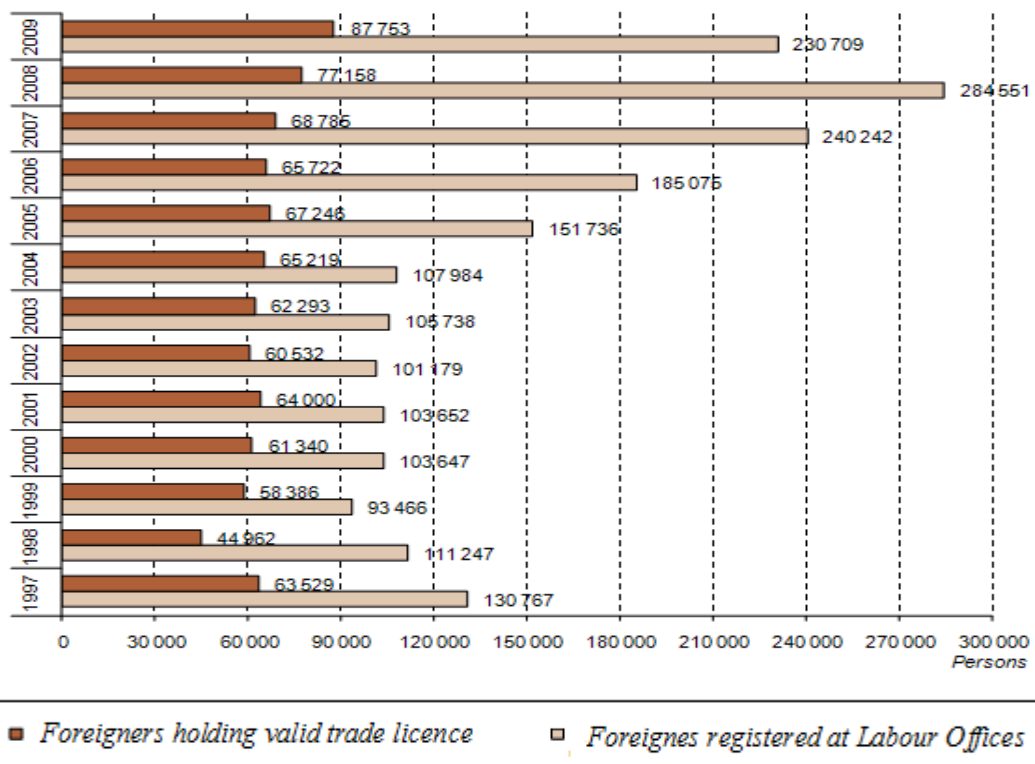
<i>Region</i>	<i>1996</i>	<i>2002</i>	<i>2003</i>	<i>2004</i>	<i>2005</i>	<i>2006</i>	<i>2007</i>	<i>2008</i>	<i>2009</i>
Hlavní město Praha	61 203	70 978	69 115	77 922	89 997	103 482	129 002	141 841	148 123
Středočeský kraj	22 413	27 038	29 847	31 127	35 304	42 588	50 273	60 123	58 490
Jihočeský kraj	9 175	8 698	9 660	9 954	10 595	12 584	15 171	16 560	15 415
Plzeňský kraj	8 670	10 815	12 687	12 530	13 206	15 432	20 986	27 636	27 562
Karlovarský kraj	7 670	13 198	13 563	14 729	14 437	16 075	19 419	20 321	19 643
Ústecký kraj	13 985	16 180	16 883	19 731	22 130	26 336	33 053	35 451	31 994
Liberecký kraj	8 446	9 069	9 849	10 672	11 675	13 148	15 288	17 320	17 309
Královéhradecký kraj	8 418	9 386	9 269	9 852	11 294	13 326	15 512	16 517	15 244
Pardubický kraj	5 335	6 623	5 807	5 863	6 418	7 670	10 562	12 588	11 972
Vysočina	3 739	5 246	5 961	5 883	6 160	7 016	8 729	9 771	8 583
Jihomoravský kraj	14 723	20 039	22 668	23 913	24 234	27 983	32 606	35 619	36 907
Olomoucký kraj	6 037	6 910	7 038	7 103	7 497	8 499	10 322	9 909	9 440
Zlínský kraj	6 558	8 262	8 115	6 374	5 926	6 596	7 639	8 413	8 133
Moravskoslezský kraj	22 779	19 166	19 959	18 329	19 337	20 602	22 962	25 496	23 687



The proportion of all immigrants living in the Czech Republic in the regions in 2009:

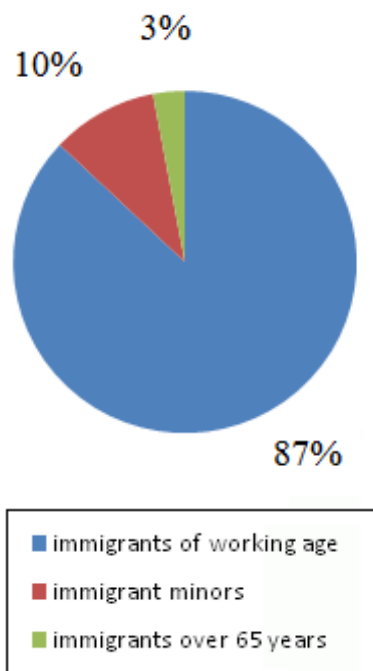


Employment of foreigners in the Czech Republic by status in employment in the years 1997 - 2009 (CSO 2009):

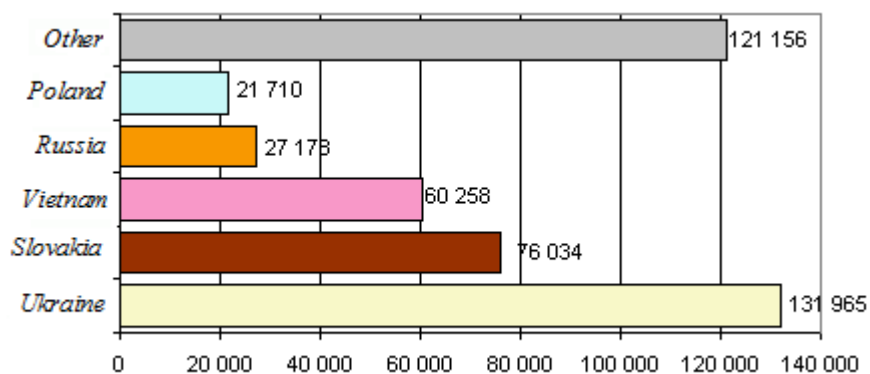


(a) Nationalities of immigrants in the Czech Republic

Age representation of immigrants living in the Czech Republic (CSO, 2007, 2008):



The top nationalities of immigrants in the Czech Republic (CSO 2008, Source: ŘS CPP MV ČR):





• UKRAINIANS in the Czech Republic:

The Ukrainians are the largest group of immigrants in the Czech Republic. This is mainly because of the poor economic situation of Ukraine, the geographical proximity of both states and a relatively small language and cultural barriers.

History

The first mention of the Ukrainians, also known as „the Ruthenians (Rusíni)“ or „Malorusové“, in the Czech Republic was recorded in the 16th and 17th century. Most often they were students which went on to additional education at universities (Prague, Olomouc) or hired the Cossacks to fight against the Turks.

The number of the Ukrainians in our country has significantly increased in the years 1914 - 1918, when the Ukrainians fought on both sides of the Eastern Front.

Even larger emigration wave arrived into the independent Czechoslovakia in the early 20th century when the Ukrainians lost their armed struggle for independence in Ukraine.

Present

The community of the Ukrainians in the Czech Republic can be divided into 2 groups:

1) "traditional" group of the Ukrainians

Mostly elderly Ukrainians with Czech citizenship who immigrated to Czechoslovakia after year 1945. They and their next generations are already very well assimilated.

2) The "new" group the Ukrainians

The Ukrainians, without citizenship, who are benefiting from a short or long stay in the Czech Republic. They are here working or doing business to improve the financial situation of their family. Their cooperation is minimal.



(The map of Ukraine)

The main reason, why the Ukrainians are coming to the Czech Republic (especially West Bohemia Region) is hard working (construction building, food-processing industry, forestry). Therefore, here are more men (84%) than women. The average age is between 20-29 years (60%), 30-39 years. About two-thirds of them have a secondary education.



- **VIETNAMESE in the Czech Republic:**

History

The Vietnamese in larger number began to arrive at Czechoslovakia in the 50's of the 20th century, after the establishment of diplomatic relations between Czechoslovakia and the VDR (2nd February 1950). In the year 1956 a group of hundred of Vietnamese children came into the Czech Republic, where they had to get primary education, as an international aid to Vietnam, which was affected by the Vietnam War. In the subsequent years, the number of Vietnamese students was limited to 20 - 50.

The Vietnamese economy improves and changes after the year 1986. In the year 1989 international relations with Czechoslovakia were broken and other cooperation didn't continue.




(Vietnam during the war and crisis)

Present

The Vietnamese have been coming into the Czech Republic mostly for other reasons than studying and work experience since 90's of the 20th century. They have arrived mostly as before on time around five years or more and they have primary devoted themselves to business activities, regardless of their previous education.

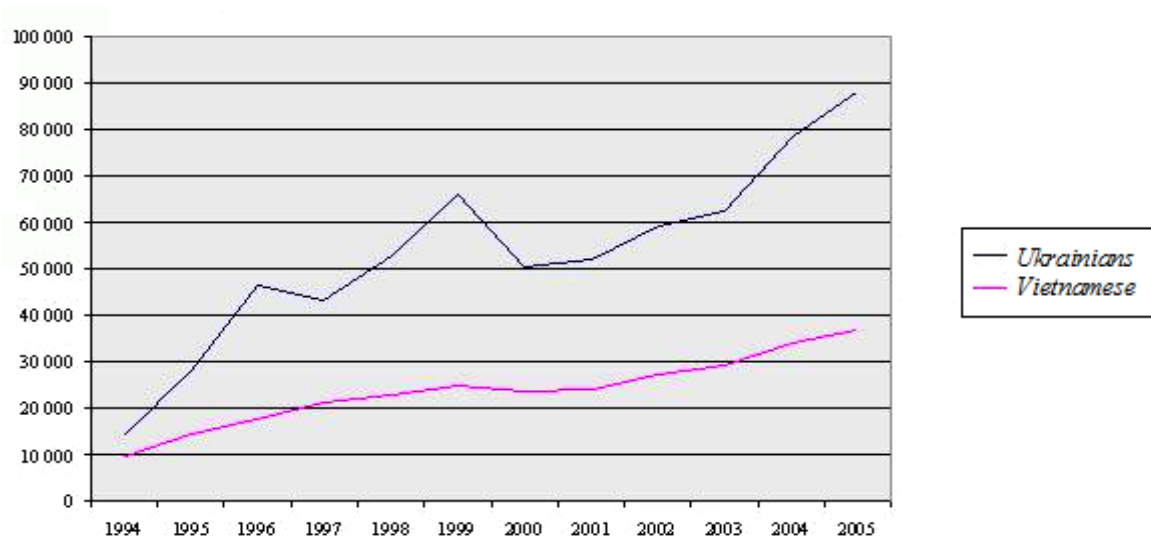


(The greatest value for the Vietnamese is family)



(Vietnam is rich in culture and tradition)

The number of the Ukrainians and the Vietnamese in the Czech Republic in the years 1994 - 2005 (CSO2005):



Oddíl 1.05 ROMANIES

(a) History

The ancestors of today's Romanies had lived on the Indian subcontinent, where they departed in the 10th century. In Europe they have been since the 13th century. The ancestors of the Romanies, who are living now in the Czech Republic, have been here since latest the 17th century, but nomadized still in the early 20th century.

The Romanies were initially in Europe welcomed, because they brought interesting information about distant lands, beautiful music and new technologies (in the processing of metals etc.). They were also excellent veterinarians and healers. Magical powers were attributed to women.

Persecution of the Romanies, which extends the whole history of their staying in Europe, was initiated by a church for their unbelief. The Romanies were expelled and killed without reason in western Europe. The consummation of persecution was German extermination policy of the Third Reich. During the Second World War died a lot of the Western European Romanies in concentration camps (only 600 of the Czech and Moravian Roma survived). The attitude towards the Romanies hasn't improved even after the year 1945. Only in the 90's of the 20th century came a change which brought basic political rights to the Romanies. At present the Romanies are regarded as an ethnic minority.

(b) Romanies in the world

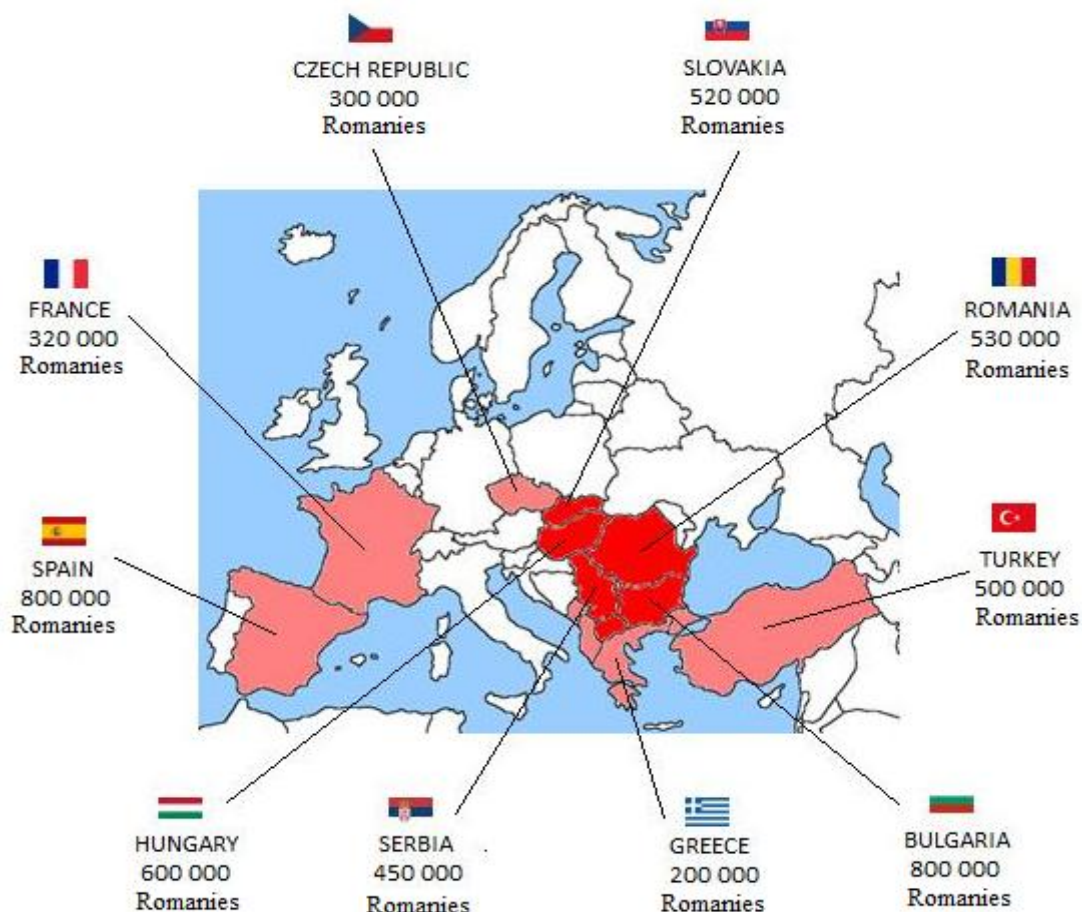
The largest *ethnicity** of the Romanies is in Europe - particularly in Central and Eastern Europe. Less large population of the Romanies is in USA and other continents.

The ethnicity of Romanies isn't uniform, but it can be resolved into several groups:

- "Olašští" Romanies
- Czech, Moravian, Hungarian, Slovakian Romanies
- Sinties in Germany, Manouches in France, Gitanos in Spain etc.

The exact number of the Romanian population isn't precisely known but it is estimated about 7 - 12 millions. Perhaps 2 millions of them speak the Romanian language, which is divided into several dialects (more than 60 alone in Europe). The remaining Romanies speak a language of the country, where they live or they speak a mixed language, which is a combination of the Romanian language and language of the country, where they live.

Countries with significant populations of the Romanies:



**ethnicity* (ethnos = people)

= group of people, who supposedly have a common historical origin, race, language, material and spiritual culture, traditions and common territories, where they live (group of people, who have a common culture)

(c) Romanies in the Czech Republic

In the Czech Republic live perhaps **300 000 Romanies** at present. About 10% of them are "Olaští" Romanies, 5% are original Czech Romanies, but mostly these are the Romanies, who came in several waves from Slovakia in the years 1945 - 1993:

a) **The first wave of immigrants** came shortly after the Second World War. The whole families migrated from Slovakia, mostly into the border area, where the German population was displaced. They got familiarized there with other people and they are considered to denizens. They retained their traditions and mostly also their language.

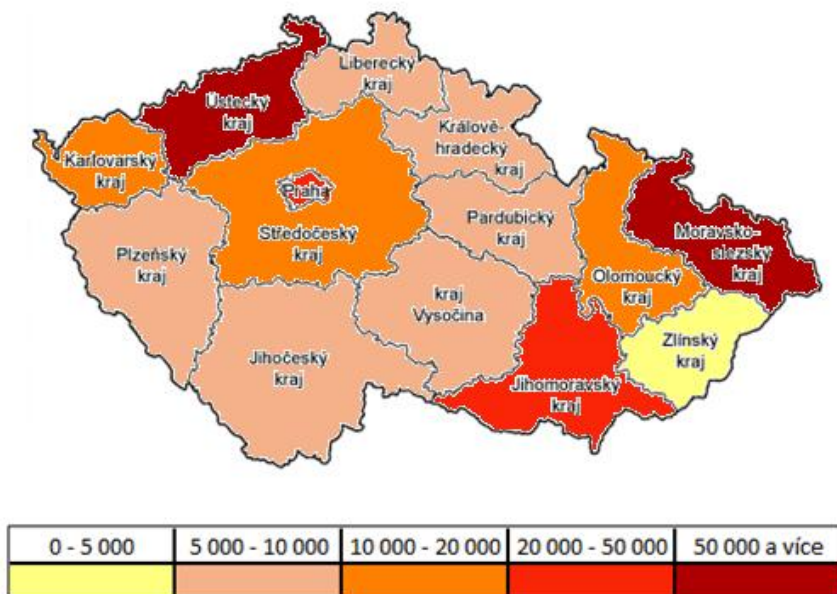
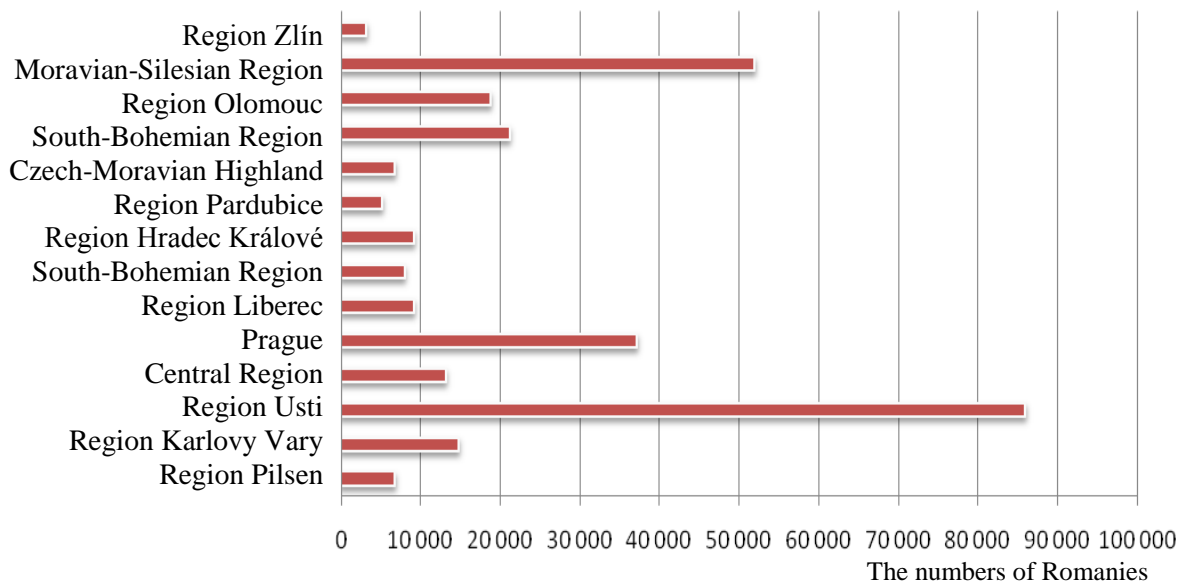
b) **The second wave of immigrants** came in the 50's and 60's of the 20th century as the organized recruitment of young, strong and healthy men from Slovakia to the Czech construction industry. Their families came after them later. These Romanies have many problems in the current society because they don't know their culture and language.

c) **The third wave of immigrants** came after the year 1965, when they under pressure moved from Romanian Slovakian colonies, which were liquidated and forcibly demolished by decision of the Slovakian Government in October of the year 1965. The primary reason why these Romanies lost their traditions and language is that they were purposely allocated from one colony into many different places, where previously no Romanies lived. Just those Romanies in the Czech Republic have the most problems because they perceive Czech society as hostile.



(Romanian family after forced establishment, 1940)

The numbers of the Romanies in the regions of the Czech Republic:



According to the survey:

- from 2009:

About 57% of the Romanies in working age are unemployed and it's mainly because of their low qualification. Another reason is the inappropriate setting of the social system (for many people it is better to receive social benefits than to work).

- from 2000:

30% of the Roma in the Czech Republic are illiterate and only 4% of them have completed secondary education.

(d) Coexistence of the Romanies and the Czechs

The common life of the Romanian minority and the Czechs is characterized by many problems. The Czechs accuse the Romanies of being noisy, of bad neighborhood relations, bad working morals, laziness, lack of education, aggressiveness, disorderliness, criminality and prostitution. The Romanies accuse the Czechs of emotional coldness, caginess, dominance in behavior and racism. Between both groups are also unresolved relationships from the past (high social benefits for Roma, etc.)

The cause of bad relations is the fact that a large part of the Czechs perceives the Romanies as immigrants, who anybody didn't invite into the country (even though many of them were forcibly moved into the current region of the Czech Republic), despite of their long-standing presence in the Czech Republic and also their indisputable cultural and material (construction of roads, railway construction, etc.) contribution. The Romanies then perceive the Czechs as a hostile society and disclaim their positive values too. Mutual relations are aggravated by poor market economy, which forced out from the market whole groups of the Romanies with low qualification.

A positive contrast is the emancipation of the Romanian minority and the formation their own civic structures. Highly appreciated is also the effort of the Czech teaching community to help Romanian children to achieve a better status in our society but also the creation of many charitable organizations, publishing more magazines and books in the Romanian language and telecasting of more programs in the Romanian language.



(Romanian crafts: music as a source of livelihood)

*The most of people rate migration as a problem. But this is only one point of the view
how can be seen a movement of people from one country to another.
Indeed, we shouldn't forget the positives of migration, such as discovering new cultures,
breaking down the language barriers and also acquiring new information and experience
of these people.*

- *Aplikace.mvcr.cz* [online]. 29.3.2011 [cit. 2011-03-31]. Migrace. Dostupné z WWW: <www.aplikace.mvcr.cz>.
- *Cs.wikipedia.org* [online]. 27.3.2011 [cit. 2011-03-31]. Migrace. Dostupné z WWW: <www.cs.wikipedia.org>.
- *Czso.cz* [online]. 27.3.2011 [cit. 2011-03-31]. Cizinci v ČR. Dostupné z WWW: <www.czso.cz>.
- *Ec.europa.eu* [online]. 25.3.2011 [cit. 2011-03-31]. Evropská unie a Romové. Dostupné z WWW: <www.ec.europa.eu>.
- *Google.cz* [online]. 31.3.2011 [cit. 2011-03-31]. Migrace v ČR. Dostupné z WWW: <www.google.cz>.
- *Imigracecz.org* [online]. 25.3.2011 [cit. 2011-03-31]. Projekt Výběr kvalifikovaných zahraničních pracovníků. Dostupné z WWW: <www.imigracecz.org>.
- *Mighealth.net* [online]. 25.3.2011 [cit. 2011-03-31]. History and development of vietnamese migration in the CR. Dostupné z WWW: <www.mighealth.net>.
- *Migrace.cz* [online]. 31.3.2011 [cit. 2011-03-31]. Migrace. Dostupné z WWW: <www.migrace.cz>.
- *Migraceonline.cz* [online]. 25.3.2011 [cit. 2011-03-31]. Témata. Dostupné z WWW: <www.migraceonline.cz>.
- *Referáty-seminárky.cz* [online]. 30.3.2011 [cit. 2011-03-31]. Romové v ČR. Dostupné z WWW: <www.referaty-seminarky.cz>.
- Šišková.T.: Menšiny a migranti v České republice, Praha 2001, nakladatelství Portál, s.r.o.
- *Zrcadlo.blogspot.com* [online]. 27.3.2011 [cit. 2011-03-31]. Imigranti, lidská práva a naše pokrytectví. Dostupné z WWW: <www.zrcadlo.blogspot.com>.
- Zubíková Z., Drábová R.: Společenské vědy v kostce, Praha 2007, nakladatelství Fragment